

BIOZONE WORLD

USER GUIDE

Version 1.3

BIOZONE has launched BIOZONE WORLD, a stunning new science content delivery platform. This new platform brings all of our digital resources together for easy access and an immersive teaching and learning experience.

BIOZONE WORLD incorporates your choice of digital replicas of our highly acclaimed print titles (see the 30+ titles on the last page of this document) together with our rich collection of online resources:

- **Digital replicas** of our **books** with student ability to answer free response questions
- **Presentation slides**
- **3D models**
- curated OER **videos**
- links to third-party **websites**

This provides powerful and flexible options for delivering your school science programs.

BIOZONE World: Access and Licence Types

Access to BIOZONE WORLD is provided by purchase of institutional (school) licences to specific book titles (minimum purchase quantities apply).

Two licence types are available:

Student Access

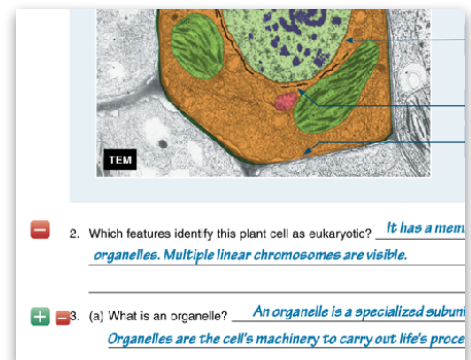
Features a fully interactive digital replica of the print book:

- Students can markup and add annotations.
- Students can enter answers to questions online and submit them to their teacher.
- Students can access digital resources for most activities, including:
 - **Presentation slides**
 - **3D models**
 - Curated **videos**
 - Curated **weblinks**
- Experimental Feature: **Translation for multiple languages** in realtime - highlight with text-to-text translation (currently 10 languages are available, with more to come following testing).

Teacher Access

Free access is provided for teachers of classes that have purchased student licences (minimum student licences purchased applies). Teachers have access to all the above digital resources *plus*:

- Use **Presentation Slides** in a presentation lecture-style in an interactive whiteboard.
- Teacher **can assign activities** as time-sensitive coursework.
- Teacher can **view, comment** and **grade** student response to questions.
- Teacher has access to **online model answers** display buttons. Display model answers at the click of a button (see image on right).
- Some questions have **offline components** (PDF file downloads). These will be provided in the resources list for the activity with a download link.
- Teacher can **assign activities** to **classes** or **individual students**.



New Features COMING SOON:

- View individual student answers for a single question with a **"Quick Review"** feature (just click a button to see successive student responses to the same question).
- Teacher will be able to add links to their **own resources** (files and links)

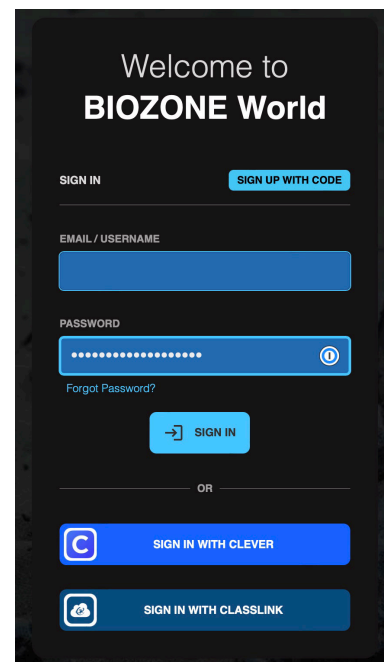
Quick Start Guide

Go to the web site: world.BIOZONE.com

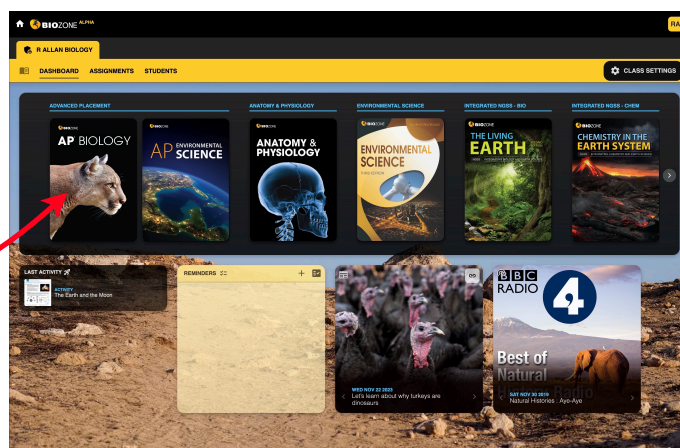
Registering and Logging On:

Sign in to your account using one of three methods:

1. **SIGN IN:** Enter your registered **email address** and **password** (this may already have been set up by your school IT Admin)
2. **SIGN UP WITH CODE:** Enter a code supplied to you to enrol in the platform (if you have been provided one by your IT Admin).
3. **ROSTERING SERVICE:** sign in with **ClassLink** or **CLEVER** (if your school is subscribed to these single sign-on integrations).



4. **HOME SCREEN:** Click on the book title cover you see here. Your licence may give you access to more than one book, so click the **RIGHT ARROW** button to show any additional titles out of sight.



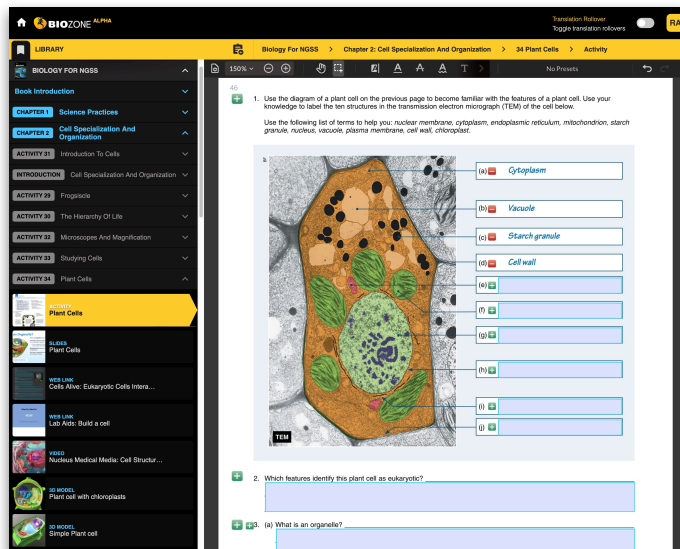
5. EXPLORE THE BOOK:

Click on the chapter titles (**blue**), and then the individual activity titles (**grey**). This will display the pages of the book.

Your licence may provide limited access to some features. You should be able to view pages, and access the linked resources attached to each activity:

- **Presentation Slides**
- **3D Models**
- **Videos**
- **Weblinks**

NOTE: Some weblinks and videos require to be opened in a new TAB in your browser.



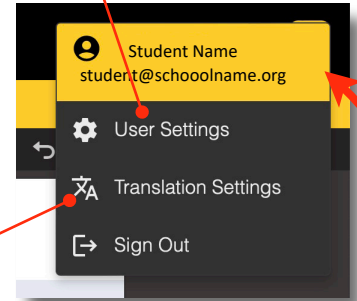
Dashboard | Home Screen:

Once logged in you will be presented with the Home Screen (depicted below). The home screen allows you to see the **Dashboard**.

DASHBOARD Displays:

- **Book titles** that are registered to your account
- **Last Activity** that you were working on or accessed
- **Podcasts & RSS science news feeds** from science journals and magazines
- **Reminders** for things like due dates for assignments.
- **Assignments** (allows teacher to set assignments, monitor student progress)
- **Students** (allows teacher to manage class lists)

User Settings: Turn ON/OFF dashboard feeds (podcasts and RSS news feeds).



Translation Settings: Activate and choose from a list of languages for on-screen translation from English.

Account Details: Show your licence, user preferences and ability to Log Out.

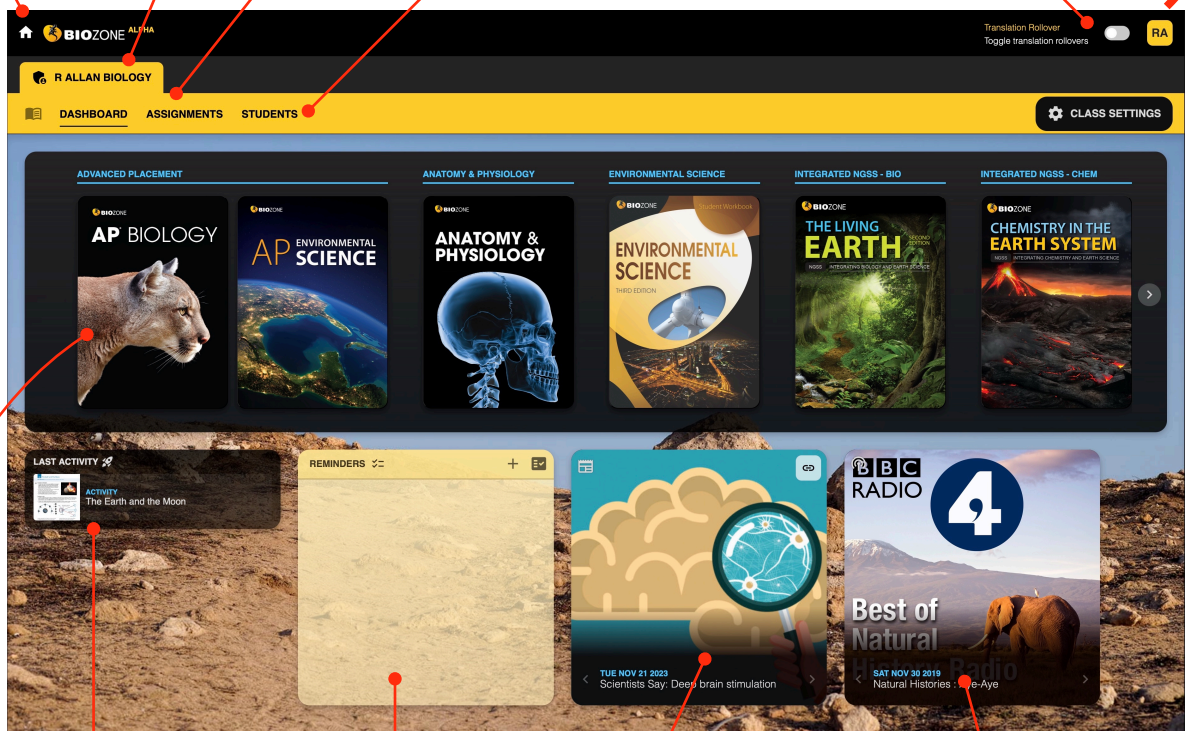
Home: Navigate back to the home screen by clicking on the BIOZONE logo or home icon

Your Classes: Your classes will show here - name them as you wish (you may have more than one class)

Assignments: Allows teacher to set activities as assignments to whole classes or individual students.

Students: Lists students assigned to the class. Teachers can manage class lists and grading.

Translation Toggle: Once translation is activated, this slider switch allows you to turn translation on or off.



Go To Last Activity: This provides quick access to the work in progress

Titles Available: Access the books that are licensed to your account. Use left and right arrows to view more book titles attached to your account (that are hidden from view).

Reminders: Provides a list of current reminders such as assignment due dates.

RSS Science News Feeds: Access live news feeds to several science journals and magazines that are refreshed daily, including:

- **Scientific American**
- **New Scientist**
- **Science News**

Science Podcasts: Access live feeds to several science podcasts that are refreshed daily, including:

- **BBC Radio 4**
- **Nature Journal**

Accessing a Book

When a student logs on to BIOZONE WORLD, the dashboard shows the book title attached to their account. Click on the book title to open the book and start exploring.

Student Access Features:

- **Interactive Replicas** of the printed books allow students to answer questions online ...
... this forms a “Record of Work” and may be graded by the teacher (if desired).
- **Presentation Slides:** Many of the activities have a selection of presentation slides that can be used by the teacher to provide context and background notes for the students - great for introducing a lesson - or reviewing at the end.

TEACHER VIEW shown below:

Library Toggle:

Click this button to show or hide book pages and resources.

Chapter Title:

All chapters are displayed in blue.

Activity Title:

Activities are numbered and displayed in grey.

QR Codes: Some of our newer books feature QR codes. A student can use their mobile phone or tablet to scan this code and link to a 3D model.

Book Title:

More than one book may be displayed.

Activity Pages:

May be a single page or several pages.

Presentation Slides:

Any slides relevant to the activity will be accessed here.

Curated Videos:

Mostly hosted on YouTube, these play within the platform.

Curated Web-links:

These will display in a new TAB in your browser as some have special display requirements.

3D Models: BIOZONE’s collection of 3D models are often annotated and provide a great lesson enrichment opportunity.

The screenshot shows the BIOZONE WORLD interface. On the left is a dark sidebar with a 'LIBRARY' section. It lists 'BIOLOGY FOR NGSS' and 'CHAPTER 2: Cell Specialization And Organization'. Under 'ACTIVITY 31', 'Introduction To Cells' is highlighted. Below this are sections for 'SLIDES', 'VIDEO', '3D MODEL', and 'WEB LINK'. The main content area on the right shows the 'Introduction to Cells' page. It includes a 'Key Question' about distinguishing features of living organisms, prokaryotic cells, and eukaryotic cells. Below this are two columns of text: 'Prokaryotic cells' and 'Eukaryotic cells'. A diagram compares a prokaryotic cell (E. coli) and a eukaryotic cell (human white blood cell). At the bottom, there are numbered questions for students to answer.

This screenshot shows a student's response to a question. The question is: '1. What are the main features of a prokaryotic cell?'. The student has typed 'This is my answer' in a blue text box. Below the text box is a rich text editor with various formatting options like bold, italic, text color, and background color.

Student Responses: Students double-click on one of the blue fields to type in their responses to questions.

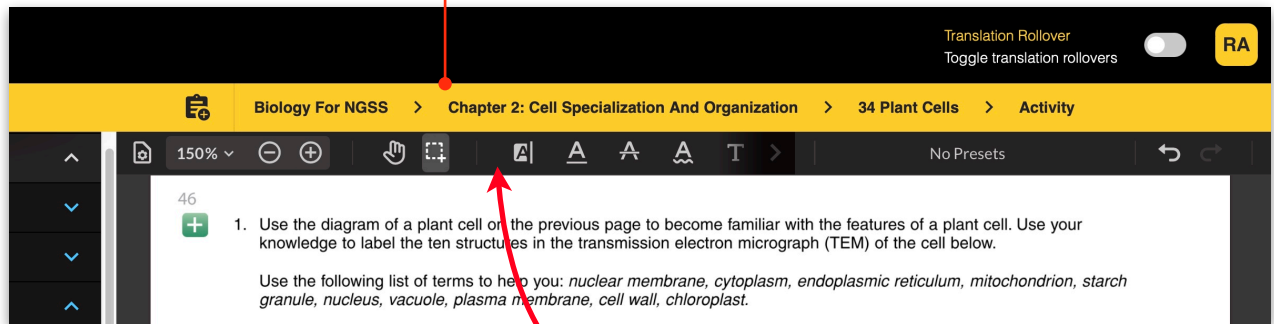
Reveal Answers:

Teacher Only access - Use the (+) and (-) buttons to display or hide the suggested answers. HINT: use this feature with an interactive whiteboard to review a lesson.

Additional Features

Don't get lost - there is a clear roadmap of where you are currently in any title in BIOZONE World:

Breadcrumbs:
This shows you the path of where you are in any book



Tool Bar: There are various tools available to highlight, markup and comment on the page. See the explanation below.

Student Annotations and Markup

Students can add their own additional notes, draw on the page and highlight text passages.

Page Display Options:

There are various options to improve the way the pages of the book are displayed. When viewing videos and 3D models, you may wish to switch to FULL SCREEN mode.

Select (Esc): Use this to select text on the page

Pan (P): Use this to grab the page and move it around

Markup Tools: Use markup tools to highlight, markup and comment on the page (keyboard shortcuts are shown in brackets).

Page Transition

- Continuous Page
- Page by Page

Page Orientation

- Rotate Clockwise
- Rotate Counterclockwise

Page Layout

- Single Page
- Double Page
- Cover Facing Page

Zoom

- Fit to width
- Fit to page
- 10%
- 25%
- 50%
- 100%
- 125%
- 150%
- 200%
- 400%
- 800%
- 1600%
- 6400%
- Marquee Zoom

Markup Tools Legend:

- Highlight (H)
- Underline (U)
- Squiggly (G)
- Strikeout (K)
- Free Text (T)
- Rectangle (R)
- Free Hand (F)
- Free Hand Highlight

Markup Pallet

Custom

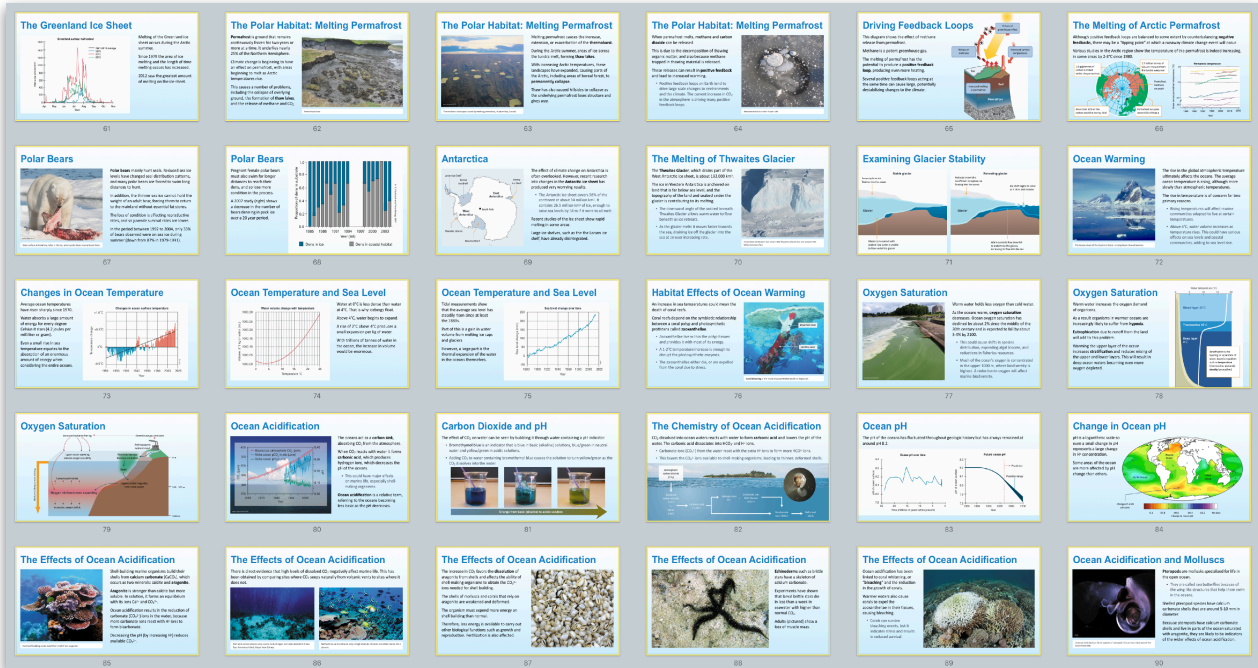
Opacity: 100%

HINT: Library Icon
Click this library/bookmark icon - if you wish to temporarily hide the library index

Access to Resources

Excellent interactives are provided with direct access to BIOZONE’s own proprietary resources:

- Presentation Slides:** Hundreds of slides are provided for each book title. These are grouped to suit each activity. Not every activity has a slide, while some activities can have several slides. These may be used to introduce a lesson or during the review at the end of a lesson.



- 3D Models:** A rich collection of 3D models are provided for many activities. These create “*engagement moments*” for the student. Some are there for making a connection with the subject matter, while others provide detailed additional information - especially when the models are **annotated** with **descriptions**. Students can manipulate the models to understand structures, zooming in and out, and rotating them. Some models are also animated to illustrate a process or a behavior of a living organism.

Annotations: Some models have descriptions that identify structures.

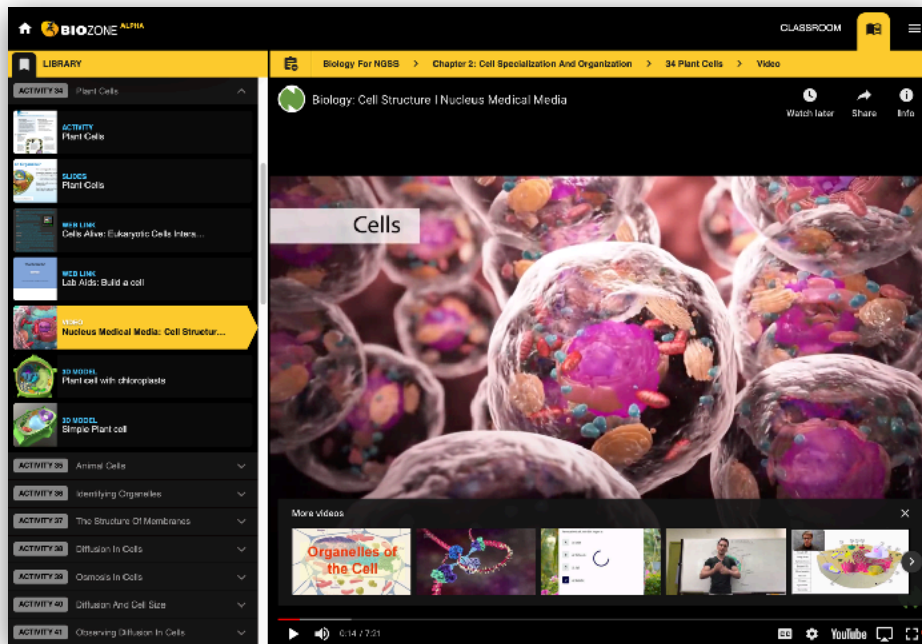
Numbered labels: These indicate there are labels with descriptions.

Autopilot: If a model has annotations (labels) click here to start autopilot - this cycles through all of the annotations.

Full Screen: Click this icon to display the 3D model in full screen mode

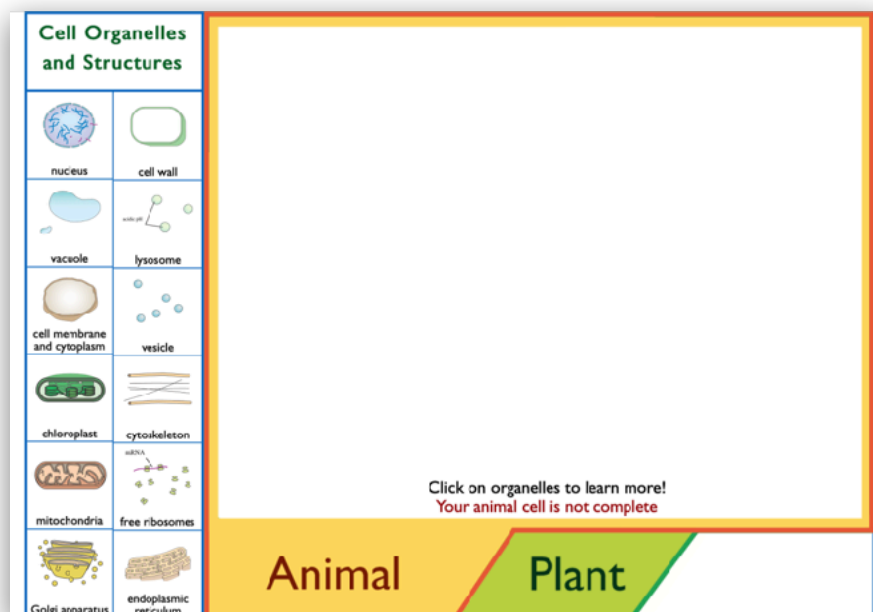
Open Educational Resources Enrichment Content

- **Curated OER Videos:** BIOZONE has curated a comprehensive library of videos from third party providers. Carefully selected and reviewed, these short videos can often add real value to a lesson. Most video content is hosted by **YouTube**, therefore your school IT administrator must allow access to that source to enable this function.



Full Screen: Click this icon to display the video full screen

- **Web Links to OER websites:** A variety of Open Educational Resources provide excellent material to enhance your lessons. BIOZONE has curated a useful collection to augment most lessons (the one shown below is an online simulation). Because many of these websites have specific requirements to function, they will always open in a new TAB in your browser.

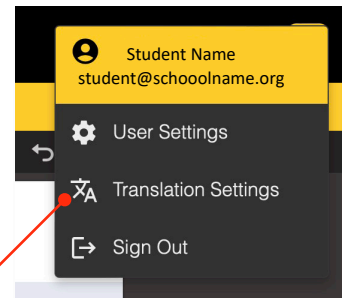
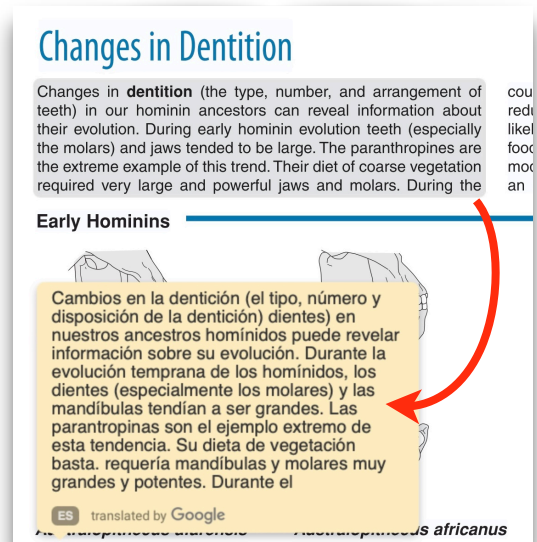
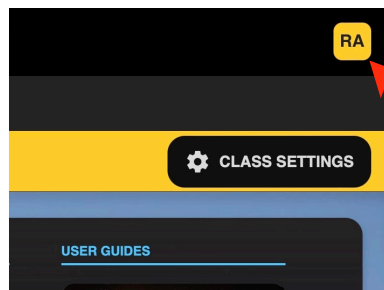


Language Translation - A New Experimental Feature

BIOZONE has released a *new experimental feature* - the realtime translation of highlighted (English) text into any of **150 other languages**, using the Google Translate service. The 10 most commonly requested languages are currently active. This feature is experimental because we wish to test the performance of the service with real customer data, as well as evaluate how well it performs as a solution to support English Language Learners (ELL students). We will be seeking feedback from our customers about how well it is solving the problem: how to support English-language learners with such a diverse range of homeland languages.

How it Works:

1. Go to the top right hand corner of the screen and **click on the User Account** (here shown as RA).

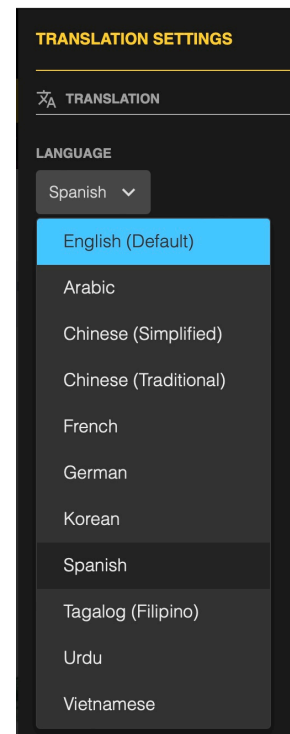


Language Translation: Choose from a list of languages for on-screen translation from English.

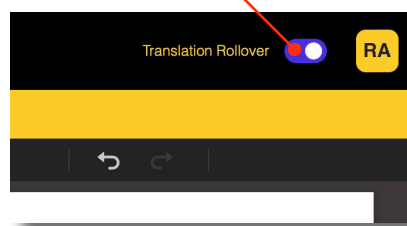
2. Choose **Translation Settings:** to select which language (see panel right):

Currently 10 languages are available, with more to be added as soon as testing permits. You can change the language displayed at any time by going back to the Translation Settings. Click on the desired language.

3. Once activated, pointing the mouse at a text block in the book page will show the translated version on a nearby pop-up panel. A **slider switch** will appear at the top right-hand side of the screen. This allows you to turn OFF and turn back ON the translation function at any time.



Translation Slider Switch









Limitations:

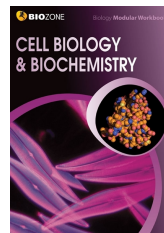




- Translates only text from the book itself.
- **Does not translate student answers**, nor any annotations (notes) that the student applies.
- **Does not translate the resources** listed in the library (videos, 3D models, Websites).

Programs Available on BIOZONE WORLD






UNITED STATES



INTERNATIONAL



AUSTRALIA



NFW ZEALAND

